



## Urinal – Grated

Grated walk-on urinal

Urinal with walk-on grate is designed by Stoddart Manufacturing to resist vandalism and corrosion for long service life. It is designed for minimum maintenance and maximum water efficiency.

The Grated Urinal has full depth sides for superior hygiene. It is the most hygienic and effective urinal.

**Models: SPPL.UR.Gzy.xxxx**

SPPL Standard Plumbing Product

UR Urinal

G Grated

z Top entry water supply

Rear entry water supply

y L = Left waste

R = Right Waste

C = Centre Waste

2 = 2 wastes (1 each end)

xxxx = length

Std lengths = 900,1200,1500,1800,2400,  
2700,3000,3300,3600,3900,4100



### Features and Benefits:

- The Grated urinal from Stoddart Manufacturing has full depth sides for superior hygiene.
- The urinal has a concealed vandal resistant sparge that wraps around onto the side walls to ensure proper wash with each flush.
- Stoddart grated urinal is fully supported on legs for easy installation (do not fill void under trough)
- The unit can be set into a floor; recessed so top grate is flush with finished floor level or set on floor; fitted with an optional stainless steel front kick panel.
- Grate is high strength, slip resistant, hygienic Stainless Steel. Grate is hinged for cleaning access.
- All internal corners have large radius for cleaning ease and effective drainage.
- Fall to waste of 1:80 ensures proper drainage.
- Compressed fibre cement backing provides "anti-drum" noise suppression.
- Optional Freestanding end panels are available.
- Long units can be made modular to avoid onsite welding.
- Top edge can have either a returned edge or a tile edge.



Due to continuous product research and development, the information contained herein is subject to change without notification.




## Urinal – Grated

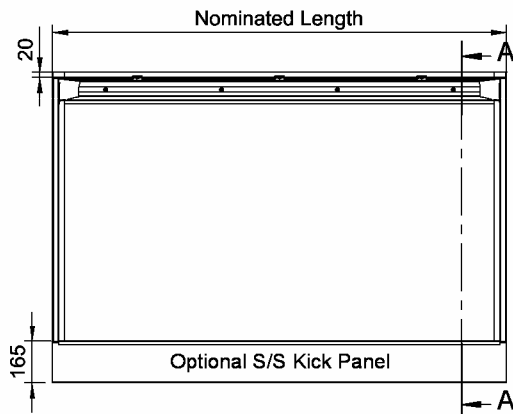
Grated walk-on urinal

**Specifications:**  
**Construction:** Fully welded construction, polished to No 4 satin finish. 1.2mm stainless steel 304 grade.  
**Waste Connection:** 50mm for length <1800mm  
 65mm for length <2400mm  
 75mm for length <3600mm  
 100mm for length <3600mm  
 Unit is supplied with rubber cap to suit 100mm pvc sewer pipe.  
**Waste Position:** 430mm of rear wall  
 190mm from side wall  
**Unit Fixing:** Urinal has strong support legs – do not fill under trough. Ensure sewer pipe doesn't push up underside of urinal waste. Ensure top edges and the front edge of the urinal are made level. Urinals with returned edge can be fixed to wall using Z-clips supplied.

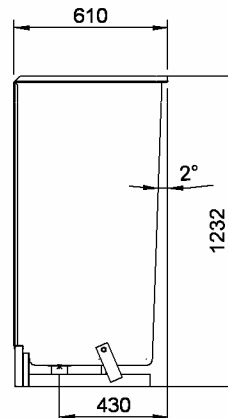
**Models:** **SPPL.UR.Gzy.xxxx**  
 SPPL Standard Plumbing Product  
 UR Urinal  
 G Grated  
 z Top entry water supply  
 Rear entry water supply  
 y L = Left waste  
 R = Right Waste  
 C = Centre Waste  
 2 = 2 wastes (1 each end)  
 xxxx = length  
 Std lengths = 900,1200,1500,1800,2400,  
 2700,3000,3300,3600,3900,4100



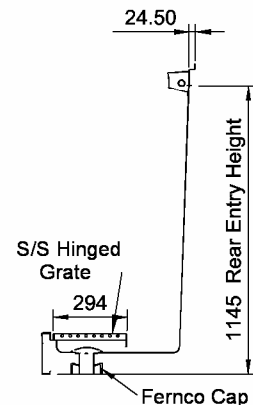
PLAN VIEW



FRONT VIEW



END VIEW



SECTION A-A

Due to continuous product research and development, the information contained herein is subject to change without notification.